

# Maya Angelou Academy @ Youth Services Center

## Message from the School

Maya Angelou Academy @ Youth Services Center aims to cultivate a learning community that empowers detained youth through a restorative educational approach. Through our Core Values, scholars are motivated to graduate and remain lifelong learners.



📍 1000 Mount Olivet Road, NE, Washington, DC 20002

🏠 Ward 5

☎️ (202) 202-7007

### School Instructional Hours

**Monday:** 07:50 AM - 02:40 PM  
**Tuesday:** 07:50 AM - 02:40 PM  
**Wednesday:** 07:50 AM - 02:40 PM  
**Thursday:** 07:50 AM - 02:40 PM  
**Friday:** 07:50 AM - 02:40 PM

**Total Students (2021-22 Ever-Enrolled):** 157

**Total Teachers:** Not Available

**Total School Leaders:** Not Available

**Grades Served:** 6, 7, 8, 9, 10, 11, 12

**Principal:** Darrlyn Harrison

**Title-I Status:** No

**Local Education Agency (LEA):** DYRS

**School Uniforms Required:** No

**Bus Line(s):** B2, D4, D8

**Metro Line(s):** Metrorail Red Line

**Before Care Offered:** No

**After Care Offered:** No

### School Program Information

Online learning  
Restorative Justice Program

### Parent Organization

**Parent Organization Offered:** No

### Extracurricular & Enrichment Activities

N/A

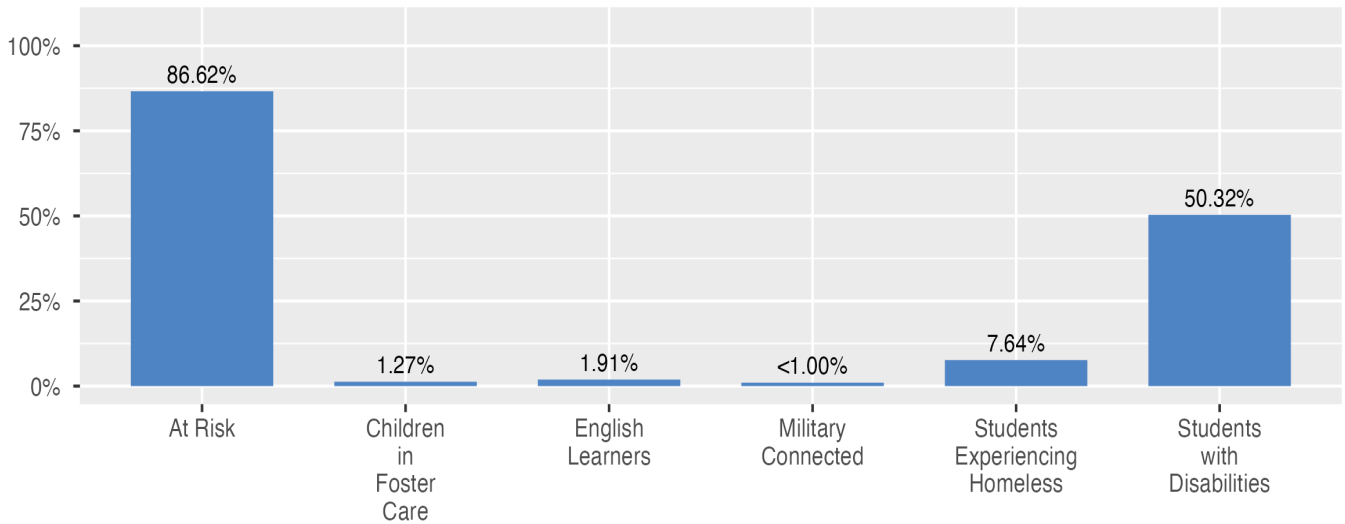
## School Enrollment

The ever-enrolled count is the total number of students who are enrolled at any point during the school year; a student who attends a school for one day or 180 days is counted the same way. For this reason, the ever-enrolled count will always be larger than the audit count.

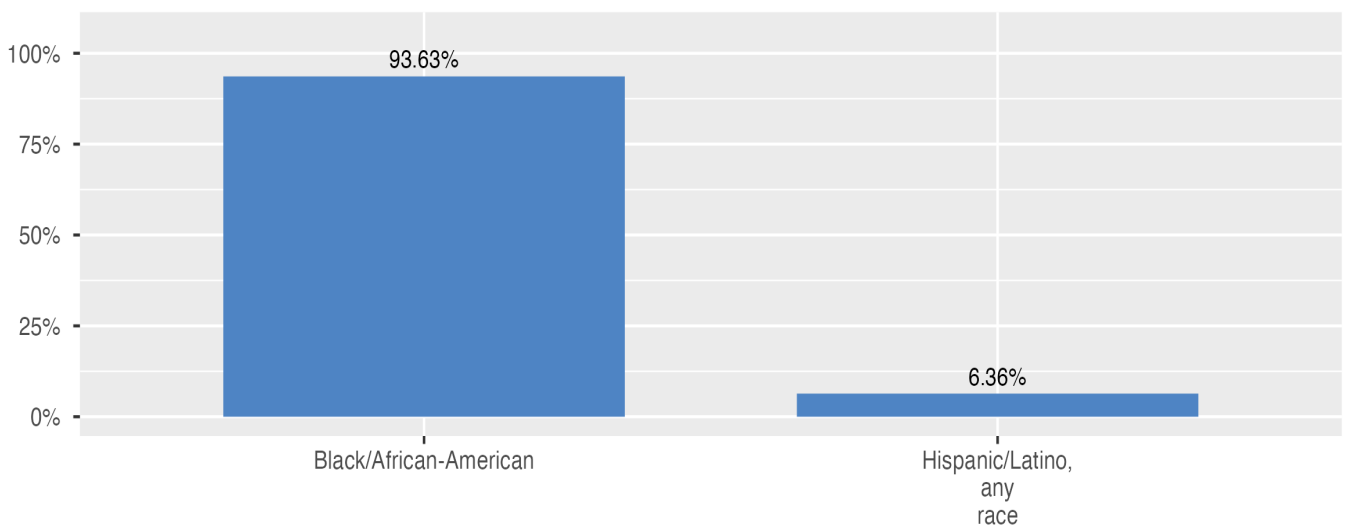
**2021-22 Ever-Enrolled by Grade Level**

Grade 07	Grade 08	Grade 09	Grade 10	Grade 11	Grade 12
6	10	72	30	22	17

**Enrollment by Student Group**

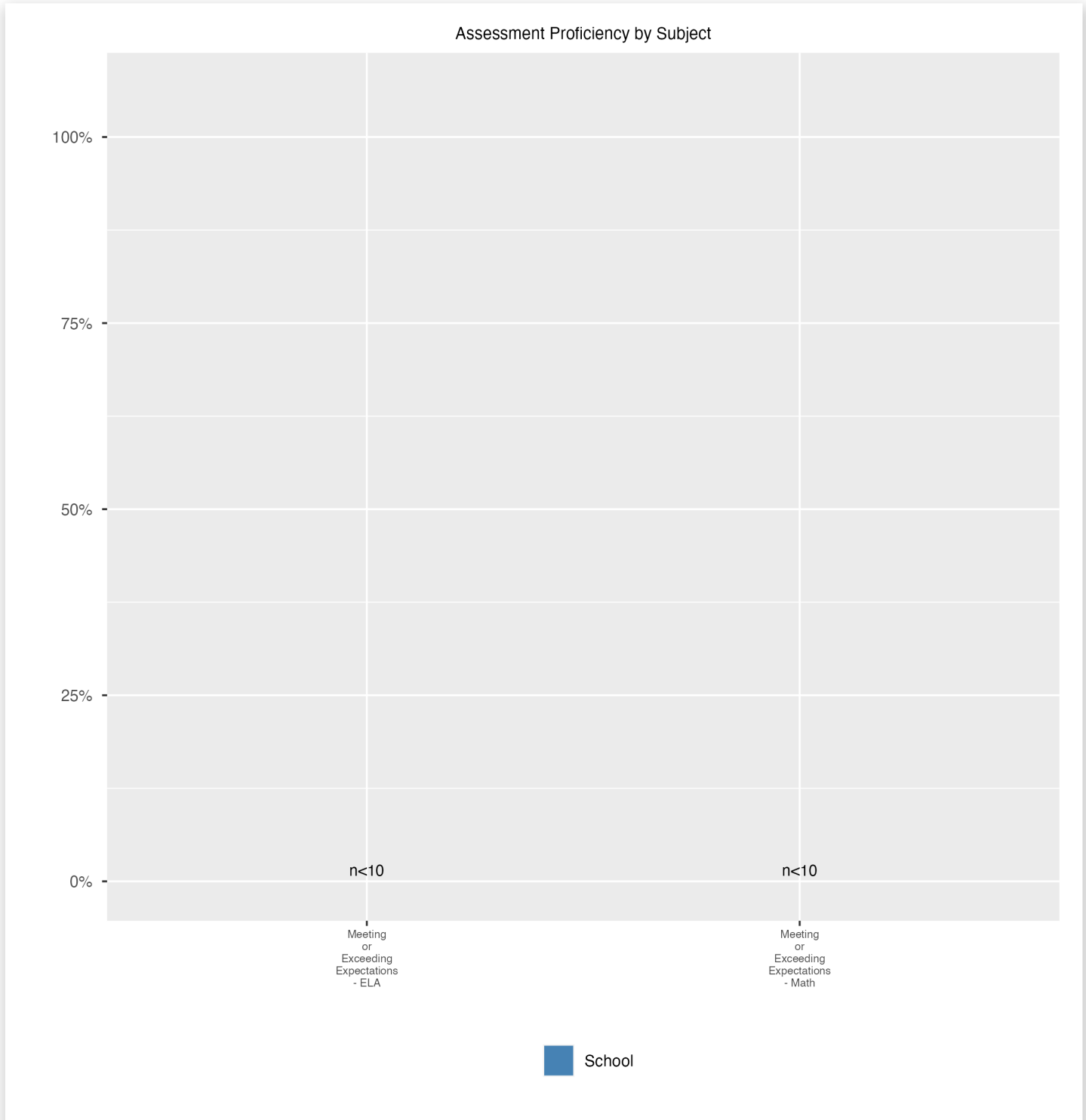


**Enrollment by Race/Ethnicity**



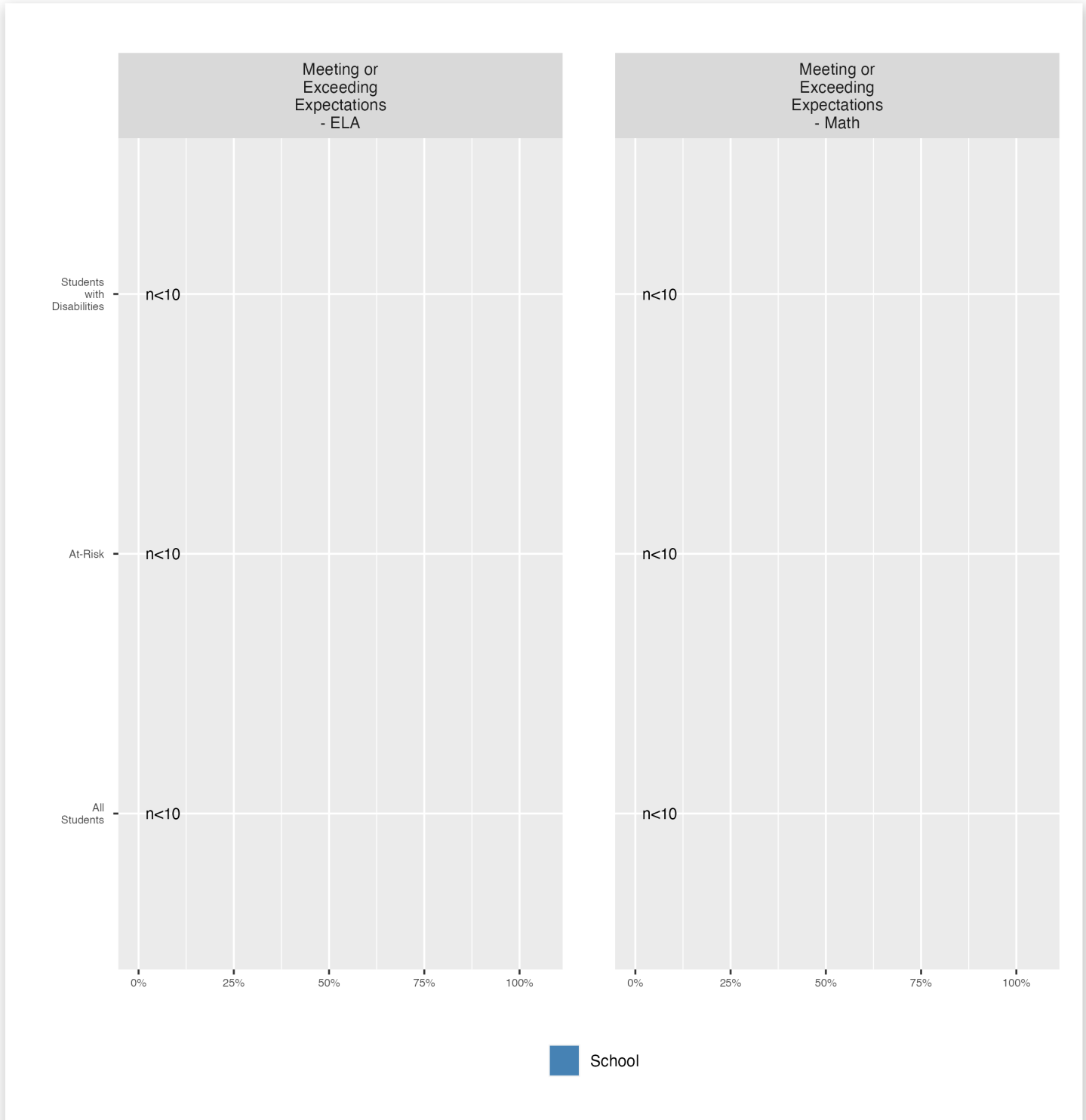
## Assessment Proficiency by Subject

This page shows the percentage of students meeting or exceeding grade -or course- level expectations on statewide assessments in English language arts/literacy (ELA), mathematics, and science.



## Assessment Proficiency by Group

This page shows the percentage of specific groups of students meeting or exceeding grade- or course-level expectations on statewide assessments.



## Proficiency by Subject

Statewide assessments in science are administered to students in grades 5 and 8, and students enrolled in high school biology. Missing data indicates that a school does not serve students required to take statewide science assessments.

## Attendance

Review information on attendance below, including in-seat attendance for all students (there is a separate measure of attendance for pre-K students, since pre-K is not compulsory), and the percentage of students chronically absent, meaning that they miss at least 10% of the school days for which they are enrolled throughout the school year at the school.

